

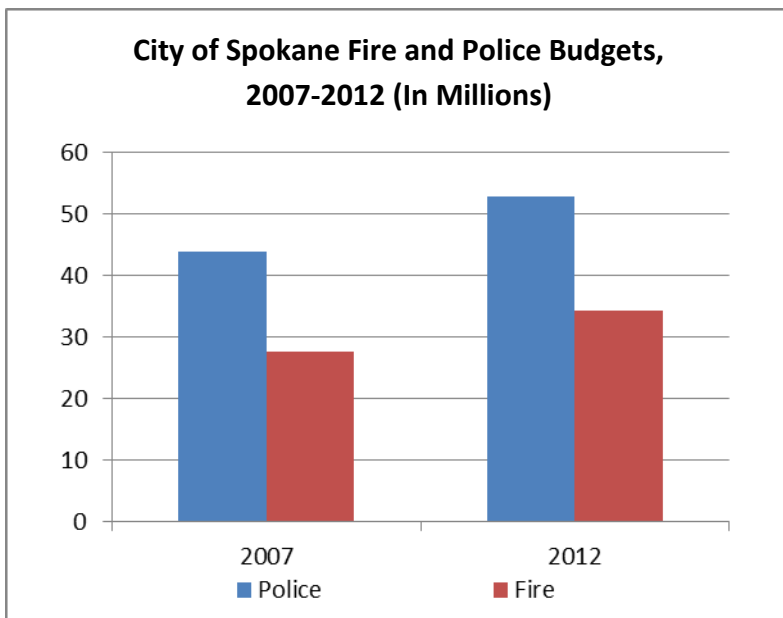
Key Facts about Spokane Public Safety Costs

By Chris Cargill
and
Mary Catherine McAleer
Eastern Washington Office
July 2013

Spokane is the second-largest city in Washington. With more than 210,000 residents and an additional 230,000 people living nearby, hundreds of firefighters, police officers and other public safety personnel are needed to serve the public.

For years, ongoing concerns about the rising costs of protecting the community have been discussed and debated among city leaders, unions, and citizens.

As the people of Spokane debate the merits of various proposals to provide neighborhoods with enough fire and police protection, this publication seeks to provide public safety cost information and compare documented costs to other cities.



Police Department Spending¹

2013: \$52,026,303

2012: \$54,576,324

2011: \$49,833,238

Fire Department Spending²

2013: \$34,388,907

2012: \$34,298,700

2011: \$31,211,811

Total FTE Positions By Department

2013³ – Police: 364.5 Fire: 249

2012⁴ – Police: 387.5 Fire: 265

2011⁵ – Police: 351.5 Fire: 239

¹ City of Spokane 2013 Proposed Budget schedules, October 8, 2012, available online at

http://www.spokanecity.org/documents/articles/2012/10/08/2013_City_of_Spokane_Proposed_Budget_Summary_Schedules.pdf-Adobe_Acrobat.pdf

² Ibid

³ Ibid

⁴ City of Spokane 2012 Proposed Budget schedules, available online at http://www.spokanecity.org/documents/articles/2011/11/01/2012_proposed_budget_summary_schedules.pdf

⁵ City of Spokane 2011 Proposed Budget schedules, available online at <http://www.spokanecity.org/documents/articles/2010/11/01/2011-proposed-budget-summary-schedules.pdf>

Total Department Positions by Salary⁶

(*Does not include overtime)

	FT positions at \$100,000/year or more*	FT positions at \$50,000/year or less*	Average compensation per position*
POLICE	17	52	\$111,723
FIRE	34	5	\$121,910

Fire Department Top Salaries⁷

- 1 – Fire Chief - \$169,358 (same as Mayor)
- 2 – Assistant Chief – \$147,246
- 3 – Deputy Fire Chief (2 positions) – \$147,246 (each)
- 4 – Fire Marshall - \$129,540
- 5 – Fire Battalion Chief (9 positions) - \$122,293 (average)
- 6 – Training Captain - \$111,165
- 7 – Fire Captain (18 positions) - \$109,358 (average)
- 8 – Assistant Fire Marshall - \$108,117

Police Department Top Salaries⁸

- 1 – Assistant Police Chief – \$155,807
- 2 – Police Chief – \$152,737
- 3 – Police Majors (2 positions) – \$142,018 (average)
- 4 – Police Captain (3 positions) – \$134,509 (average)
- 5 – Police Lieutenants (10 positions) – \$113,368 (average)

Employee Health Coverage (Current – 2013)⁹

Police: 92% (8% covered by employee)

Fire: 100% (0% covered by employee)

Mandatory Union Due Collection (2012)¹⁰

Police: \$207,845 (\$570 average per FTE)

Fire: \$548,760 (\$2,203 average per FTE)

Comparison to other Northwest cities (budgeted for 2013)

City	Number of Fire Dept. Employees	Fire Dept. Avg. Employee Compensation	Number of Police Dept. Employees	Police Dept. Average Employee Compensation
Spokane	249	\$121,910	365.5	\$111,723
Boise	285	\$130,060 ¹¹	387	\$98,134 ¹²
Portland	748	\$112,494 ¹³	1,231	\$102,369 ¹⁴

⁶ City of Spokane 2013 Proposed Budget schedules, October 8, 2012, available online at

http://www.spokanecity.org/documents/articles/2012/10/08/2013_City_of_Spokane_Proposed_Budget_Summary_Schedules.pdf-Adobe_Acrobat.pdf

⁷ Spokane Fire Department individual salaries, available online at

http://www.spokanecity.org/documents/articles/2012/10/08/2013_City_of_Spokane_Proposed_Budget_Summary_Schedules.pdf-Adobe_Acrobat.pdf

⁸ Ibid

⁹ City of Spokane health benefits split, information provided by City of Spokane

¹⁰ City of Spokane police and fire union dues collection, information provided by City of Spokane

¹¹ City of Boise, ID, Fire & Police Department budgets, available online at http://dfa.cityofboise.org/media/215375/68973_fy2012_2013budgetbook.pdf

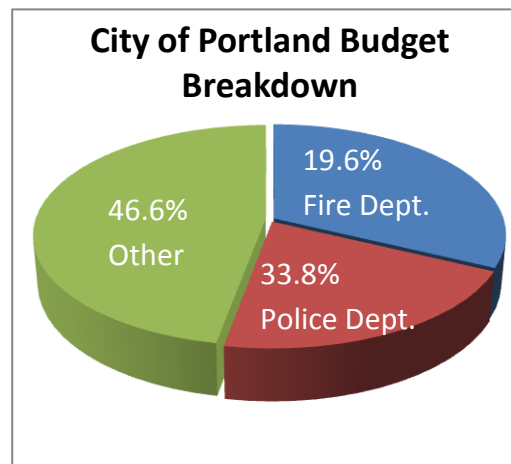
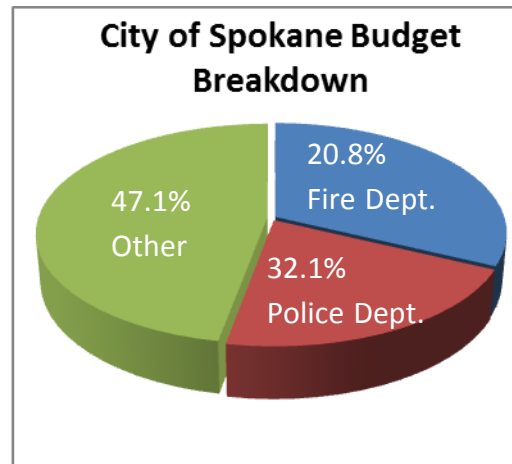
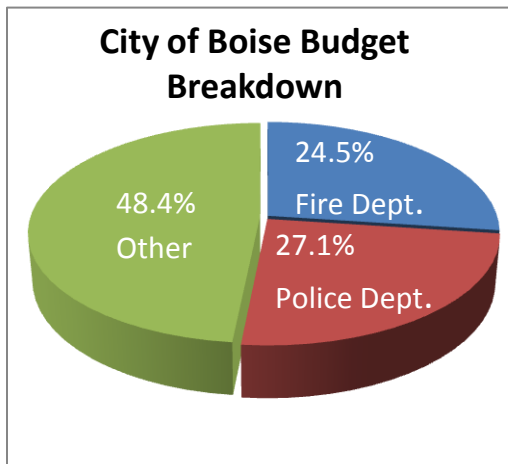
¹² Ibid

¹³ City of Portland, OR, Fire & Police Department salaries, available online at <http://www.portlandonline.com/index.cfm?a=358662&c=55389>

¹⁴ Ibid

Comparison to cities of similar size

City	Median Household Income	Average Police Officer Salary (Salary Only)	Average Firefighter Salary (Salary Only)	% Salary Difference Between Median Income and Average Police/Fire Salary
Spokane	\$41,466 ¹⁵	\$74,967 ¹⁶	\$79,085 ¹⁷	+87%
Stockton, CA	\$47,365 ¹⁸	\$67,856 ¹⁹	\$59,555 ²⁰	+35%
Fort Wayne, IN	\$44,597 ²¹	\$47,901 ²²	\$43,659 ²³	+2.6%
Mobile, AL	\$38,240 ²⁴	\$38,142 ²⁵	\$38,147 ²⁶	+0.25%
NATIONAL AVG.	\$52,762 ²⁷	\$57,770* ²⁸	\$47,850 ²⁹	+0.20%



¹⁵ Spokane Quickfacts, U.S. Census Bureau, available online at <http://quickfacts.census.gov/qfd/states/53/5367000.html>

¹⁶ Spokane 2013 proposed budget, average salary for police officer/senior police officer/police officer 1st class, available online at http://www.spokanecity.org/documents/articles/2012/10/08/2013_City_of_Spokane_Proposed_Budget_Summary_Schedules.pdf-Adobe_Acrobat.pdf

¹⁷ Ibid

¹⁸ U.S. Census Bureau statistics

¹⁹ City of Stockton, CA, 2013 Salary Schedule, available online at http://www.stocktongov.com/files/Salary_Schedule_for_2013_-_Published_January_9,_2013_Revised_January_23,_2013.pdf

²⁰ Ibid

²¹ U.S. Census Bureau statistics

²² City of Fort Wayne, IN, 2013 FWPD Salary, available online at <http://www.fwpd.org/career/?ID=career1166463357>

²³ City of Fort Wayne, IN, 2013 Fire Department Salaries, available online at <http://fortwaynfiredepartment.org/career-opportunities/job-information/salary-and-benefits>

²⁴ U.S. Census Bureau statistics

²⁵ City of Mobile, AL, Police, Personnel Board, available online at <http://www.personnelboard.org/forms/payplan.pdf>

²⁶ City of Mobile, AL, Fire & Rescue Department Salaries, available online at <http://www.cityofmobile.org/fire/employment1.php>

²⁷ U.S. Census Bureau statistics

²⁸ Bureau of Labor Statistics, National Police & Sheriff Average Salary Statistics (Includes Sheriff Statistics), available online at <http://www.bls.gov/oes/current/oes333051.htm>

²⁹ Bureau of Labor Statistics, National Firefighter Average Salary Statistics, available online at <http://www.bls.gov/oes/current/oes332011.htm>