



Washington Policy Center Traffic Congestion Poll

December 2007

Survey Methodology

- Sample
 - 500 interviews among a representative sample of voters in Washington State, with additional interviews conducted in King, Pierce and Snohomish Counties to complete a total of 404 interviews in these counties
- Method
 - Telephone interviews conducted December 1-2, 2007
- Sampling error for N=500 sample is plus or minus 4% at the 95% confidence level
- Sampling error for N=404 oversample is plus or minus 5% at the 95% confidence level

Proposition One

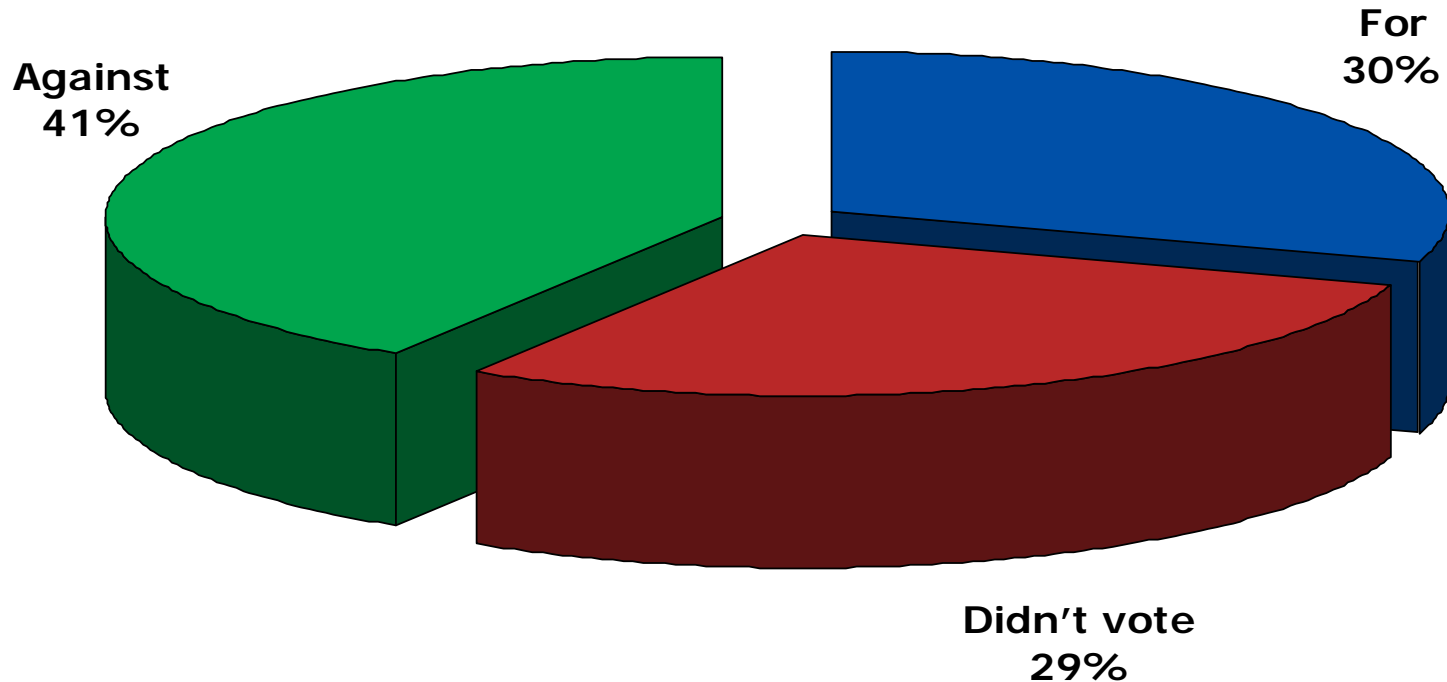
Central Puget Sound Region

Prop One Vote

“As you may know, there was a measure on the ballot earlier this month called Proposition One, Regional Roads and Transit System, also known as the Roads and Transit Measure.

Did you vote for or against Proposition One?”

IF DID NOT VOTE: “Regardless of whether or not you were able to vote, were you for or against Proposition One?” (King, Pierce and Snohomish Cos. only)



Prop One Vote and Party

(King, Pierce and Snohomish County Voters)

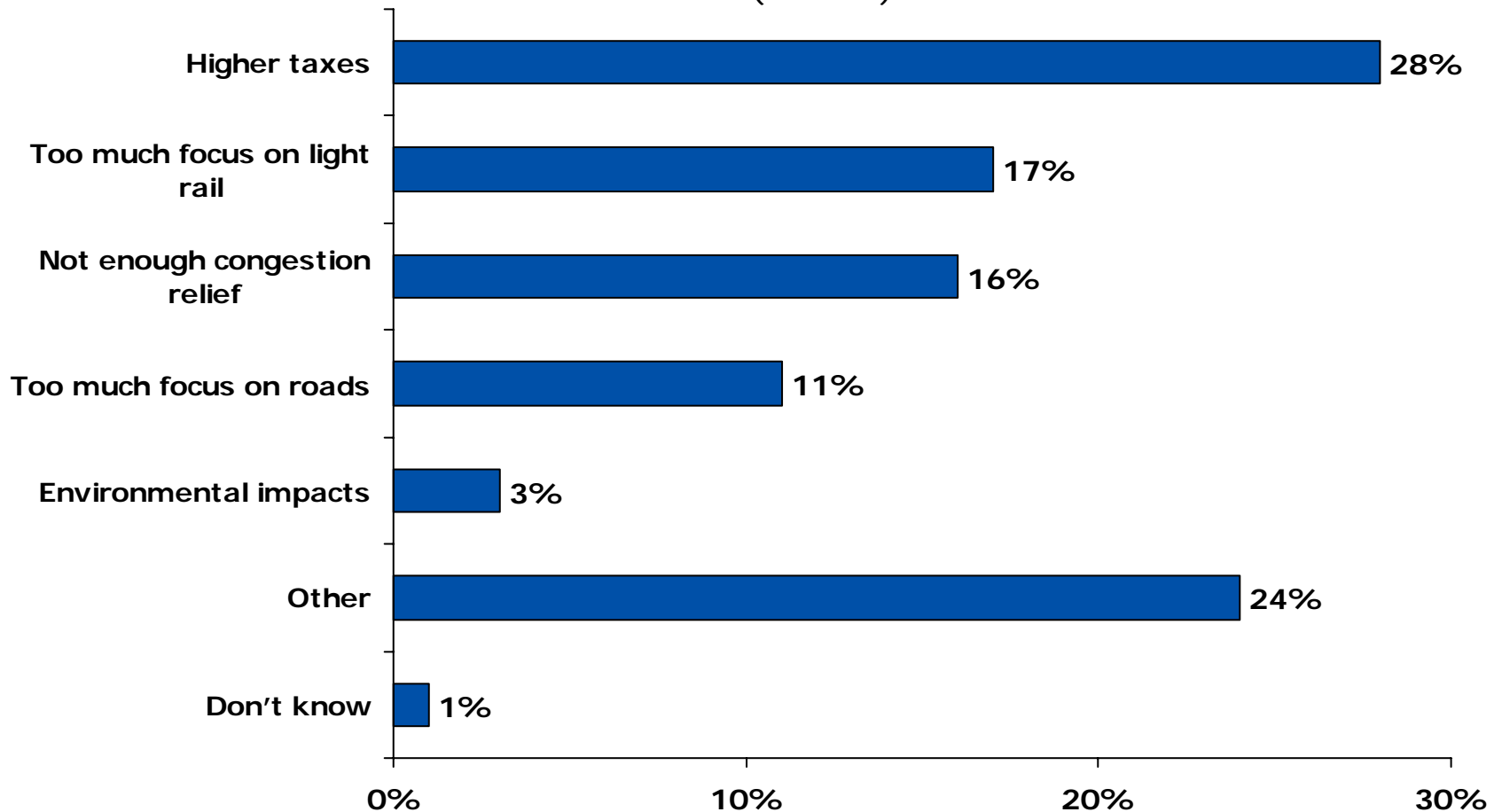
	<u>For</u>	<u>Against</u>	<u>Net for</u>	<u>Didn't vote</u>
All	30%	41%	-11%	29%
Party				
Republicans	18%	54%	-36%	28%
Independents	24%	37%	-13%	39%
Democrats	41%	35%	+6%	24%

TRANSLATED RESULTS WHEN REMOVING "DIDN'T VOTE"

All	43%	57%	-14%	--
Party				
Republicans	25%	75%	-50%	--
Independents	38%	63%	-25%	--
Democrats	54%	46%	+8%	--

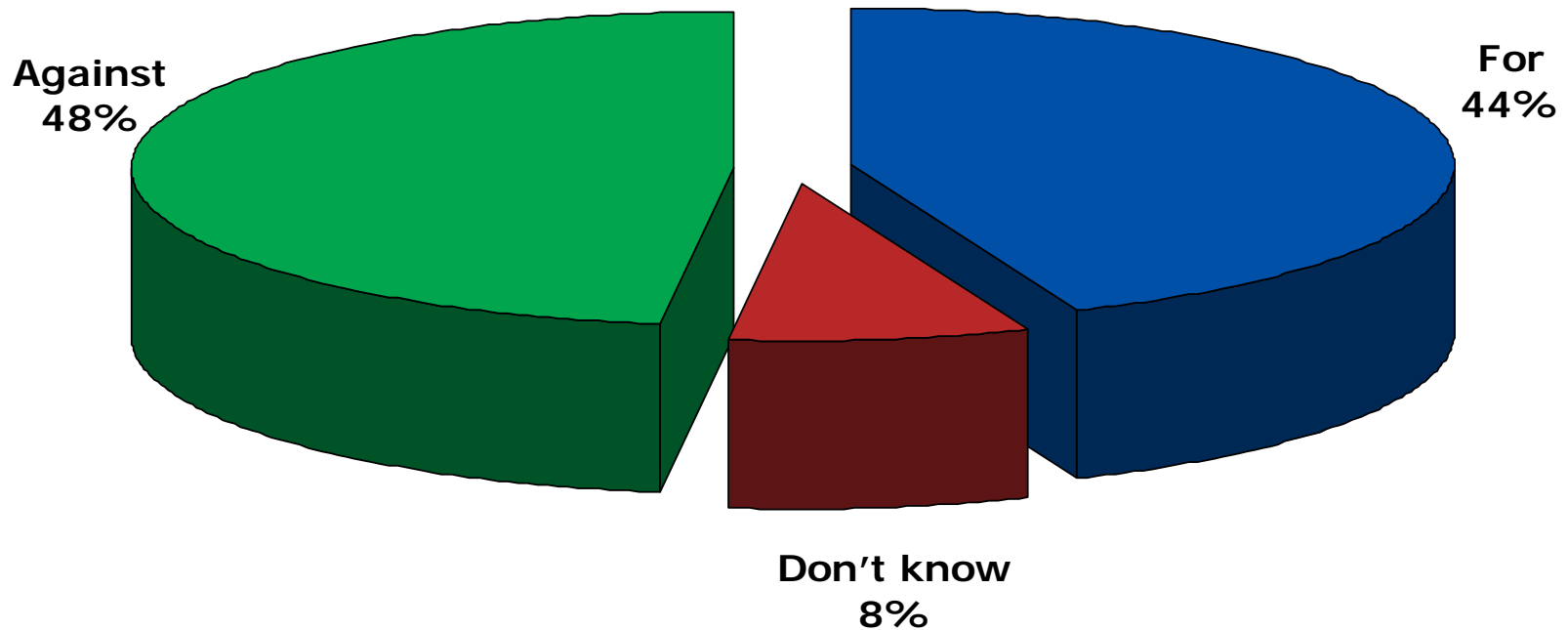
Reasons to Oppose Prop One

IF AGAINST IN Q2: "Which one of the following was the main reason you voted against Prop One?" (N=164)



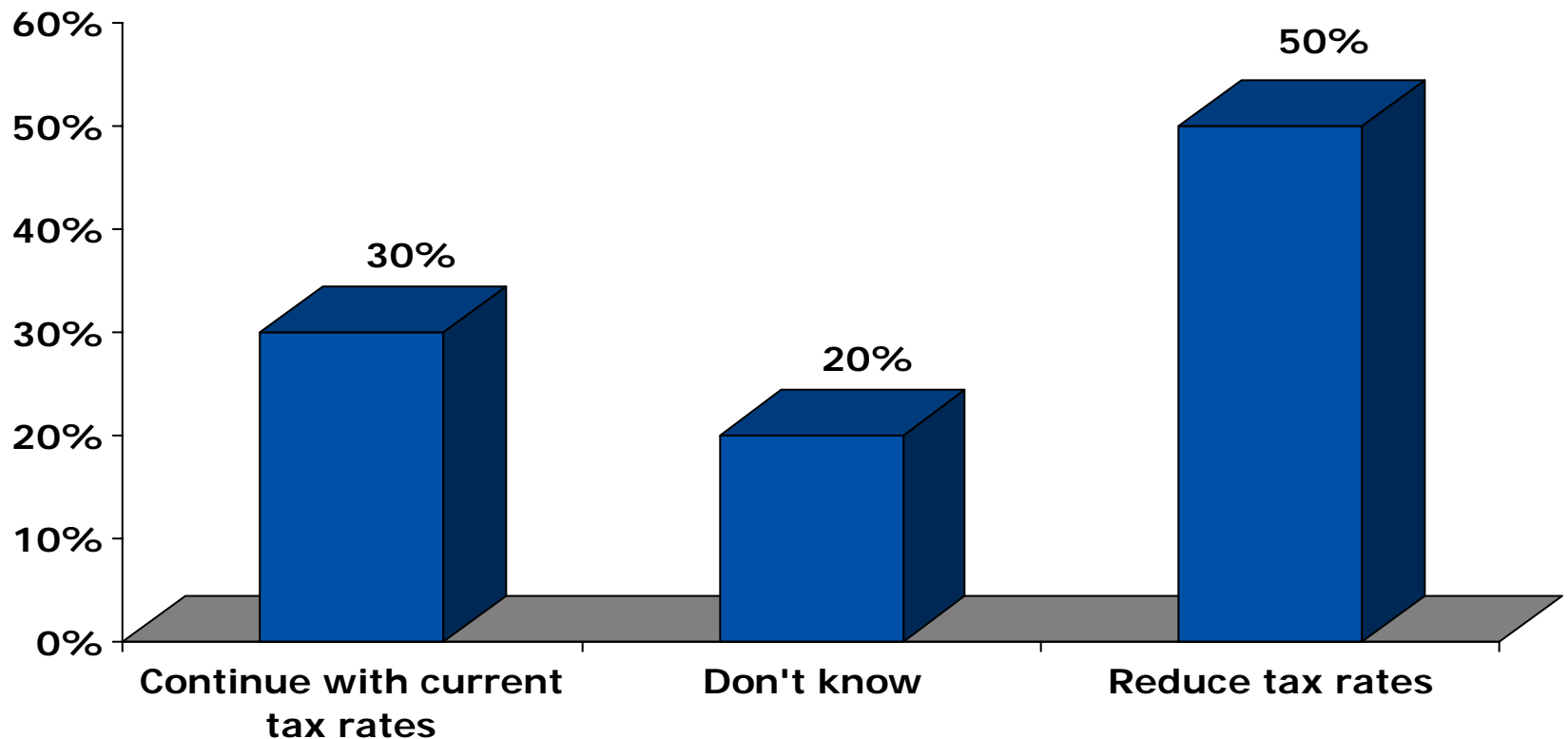
Some Prop One Opponents Would Have Voted For It Had They Been Convinced It Would Reduce Congestion

IF AGAINST IN Q2: "Would you have voted for or against Prop One if you were convinced that it would have reduced congestion?" (N=164)



Sound Transit Should Reduce Tax Rates as Promised

"In 1996, Sound Transit said they would roll back Sound Move taxes, the first phase of Sound Transit, if a second phase extension was rejected by voters. Prop One included this second phase extension and voters rejected it. Do you think Sound Transit should continue with their current tax rates, or reduce tax rates as they promised?" (King, Pierce and Snohomish Cos. only)

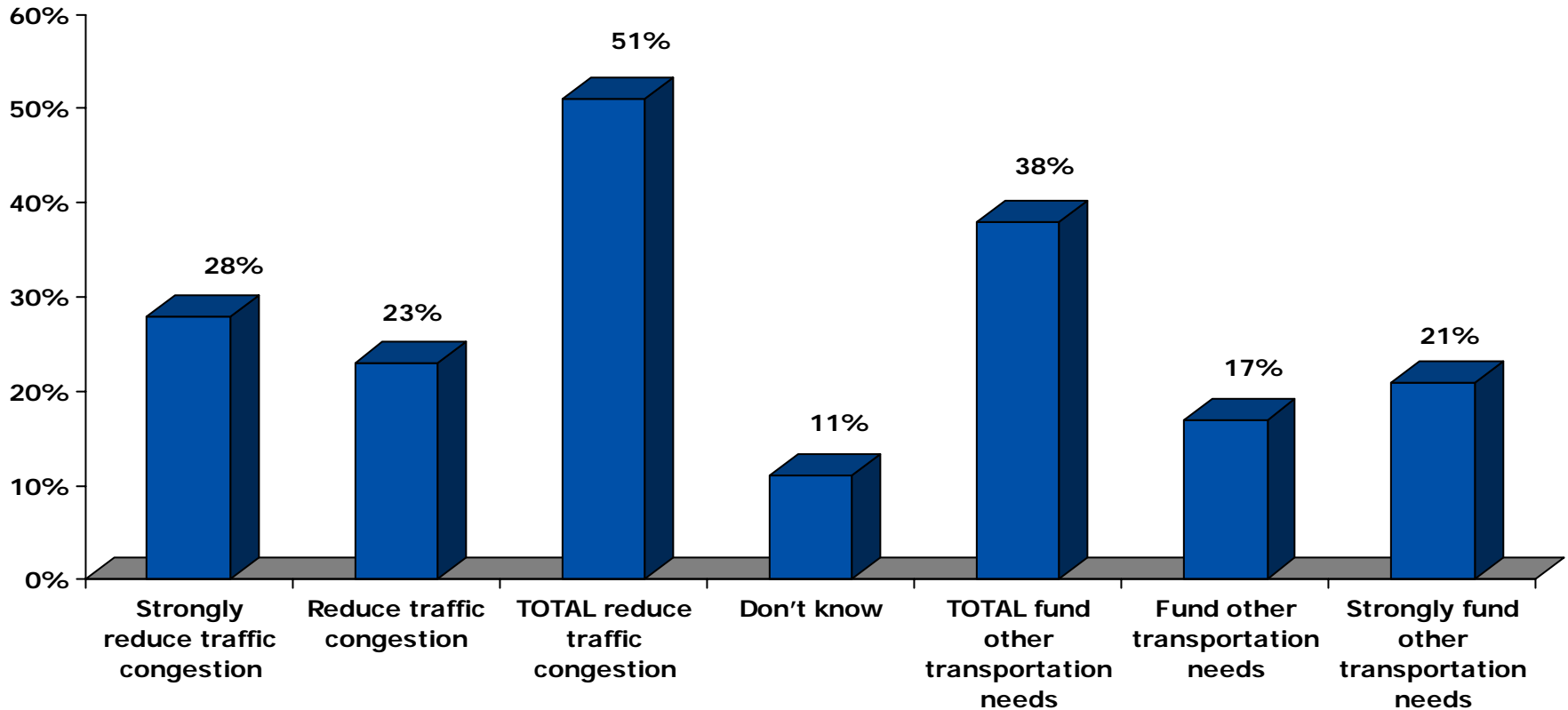


Statewide Issues

Reducing Traffic Congestion Has Higher Priority Over Other Transportation Needs

“When spending your transportation tax dollars, do you think state government’s first priority should be to reduce traffic congestion, or to fund other transportation needs?”

WAIT AND ASK: “Do you feel strongly about that?”

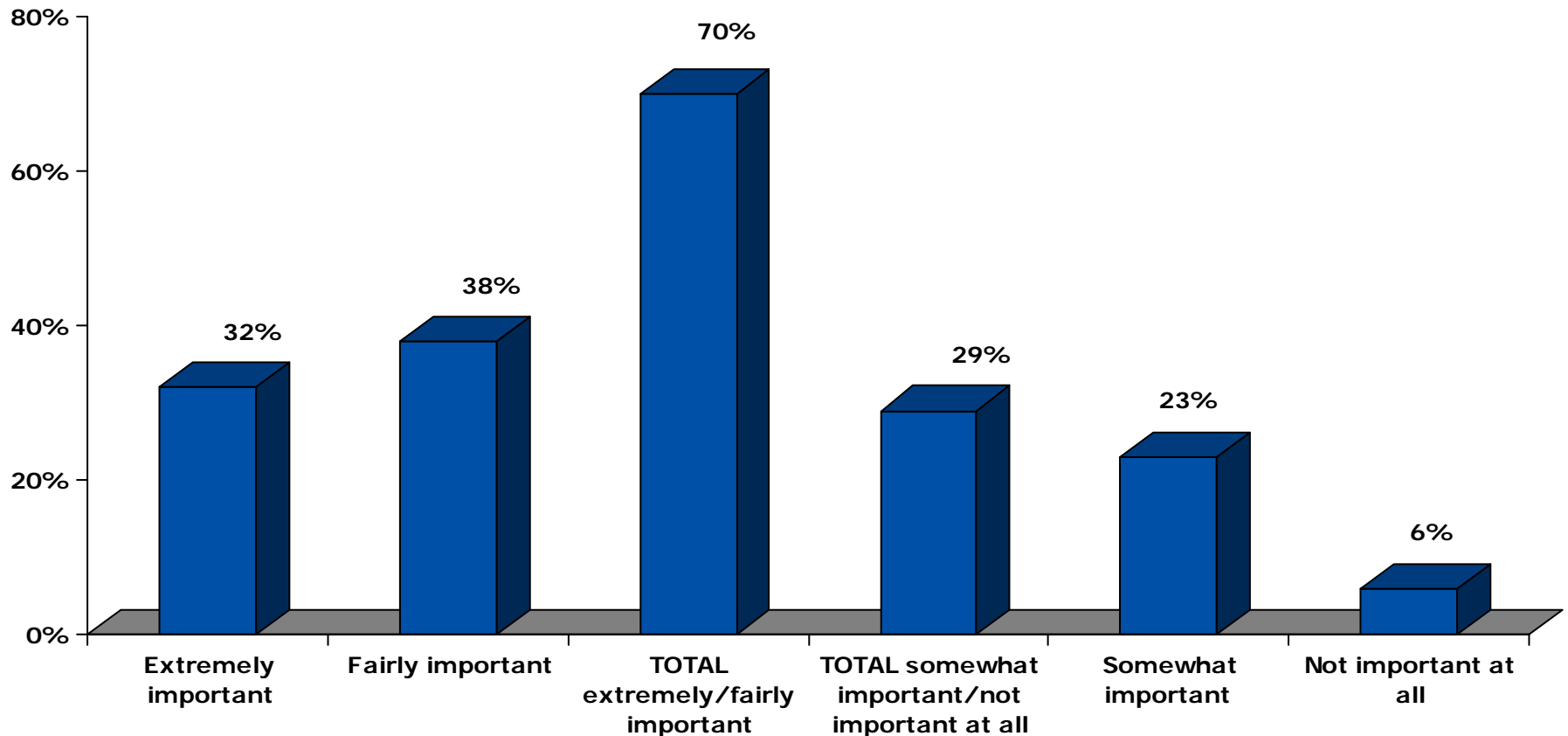


Reducing Traffic Congestion: *Key Subgroups*

	<u>Reduce traffic congestion</u>	<u>Don't know</u>	<u>Fund other needs</u>	<u>Net reduce congestion</u>
Statewide	51%	11%	38%	+13%
Region				
Seattle	33%	17%	50%	-17%
Other Western Washington	55%	11%	34%	+21%
East	48%	6%	46%	+2%
Party				
Republicans	62%	10%	28%	+34%
Independents	48%	14%	39%	+9%
Democrats	44%	10%	46%	-2%

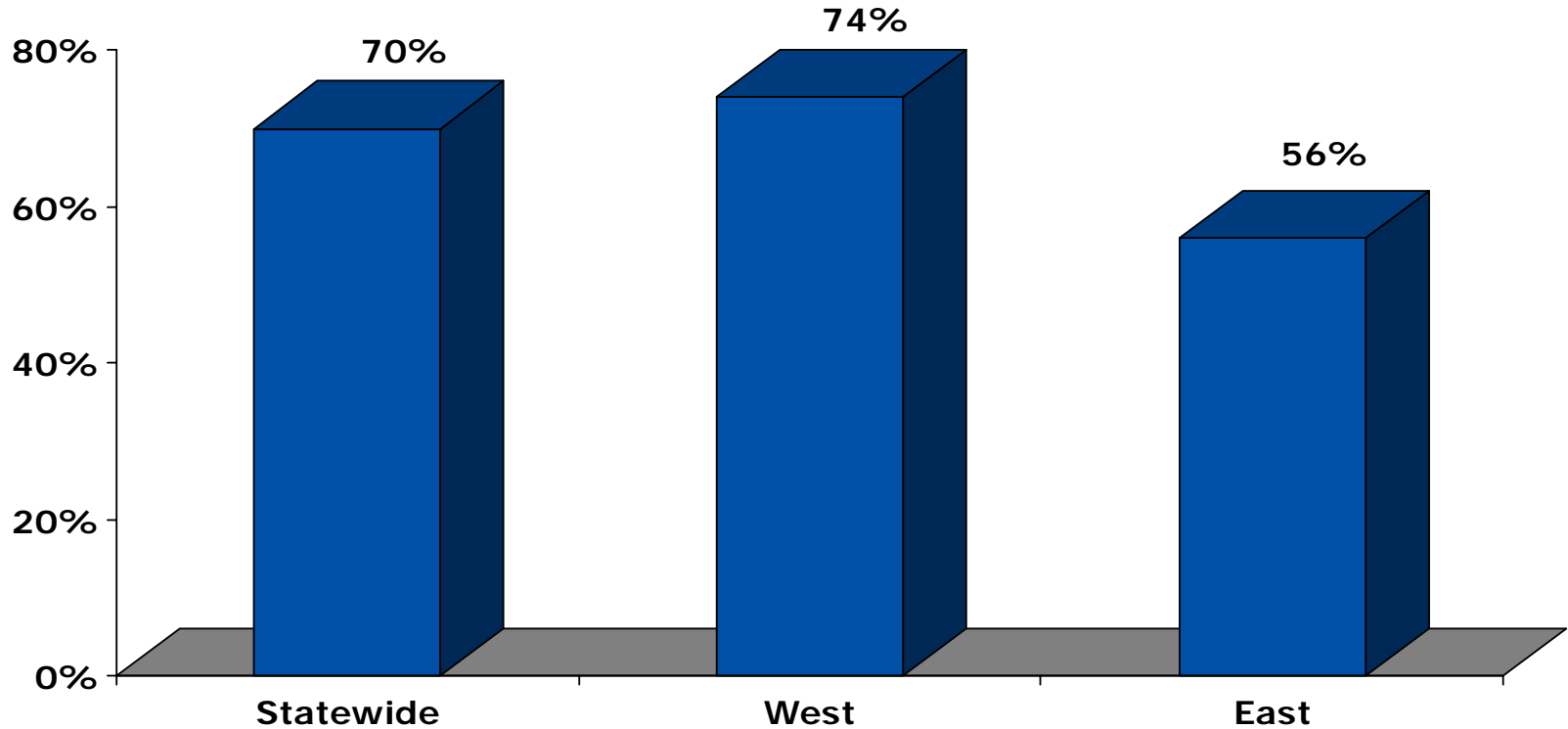
Reducing Traffic Congestion is Important to Most Voters

“As you think about the government’s role in transportation, how important to you personally is reducing traffic congestion?”



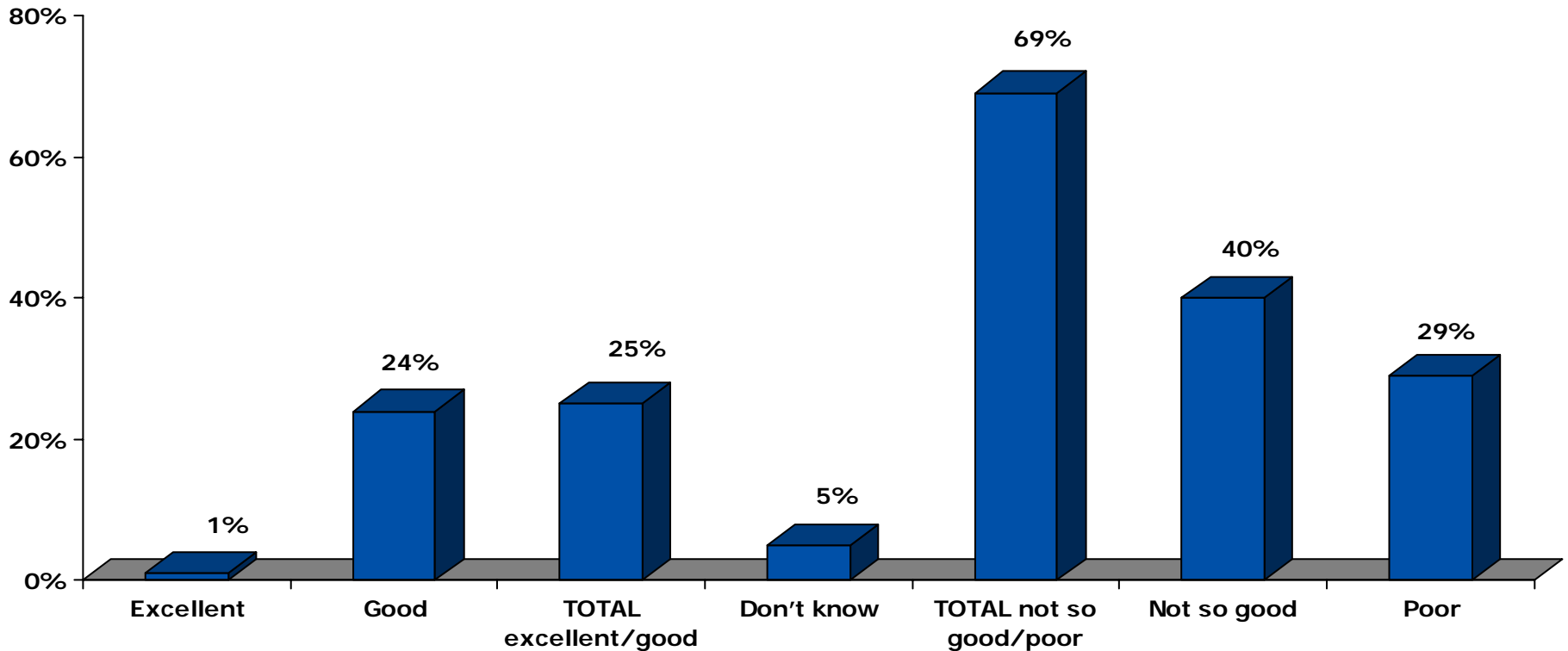
Reducing Traffic Congestion Importance: *Region*

% Extremely/fairly important



State Government Performance in Reducing Traffic Congestion is "Not Good"

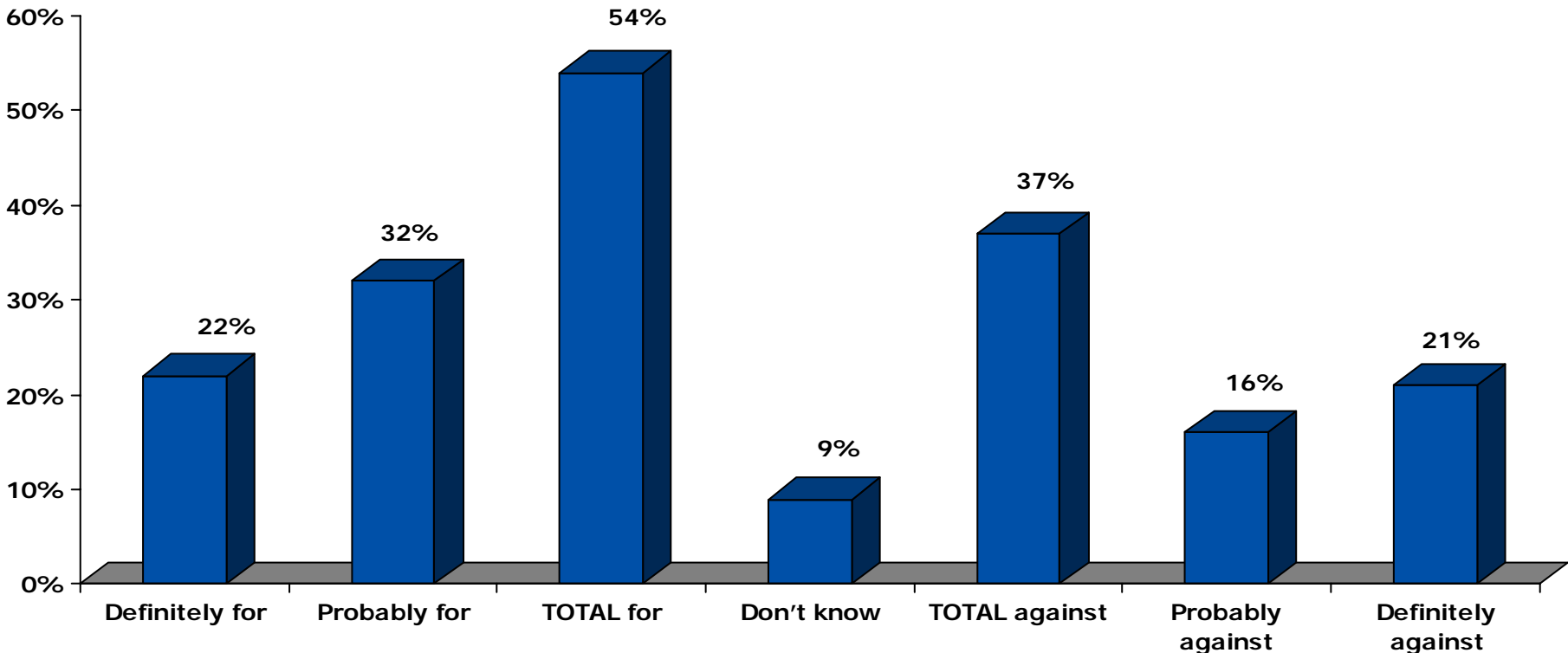
"How would you rate state government's performance on relieving traffic congestion?"



Majority Support for Tax Increase to Reduce Traffic Congestion

“Would you vote for or against a major tax increase if you were convinced the plan would actually reduce traffic congestion in your area?”

IF FOR/AGAINST: “Is that definitely for/against or probably for/against?”

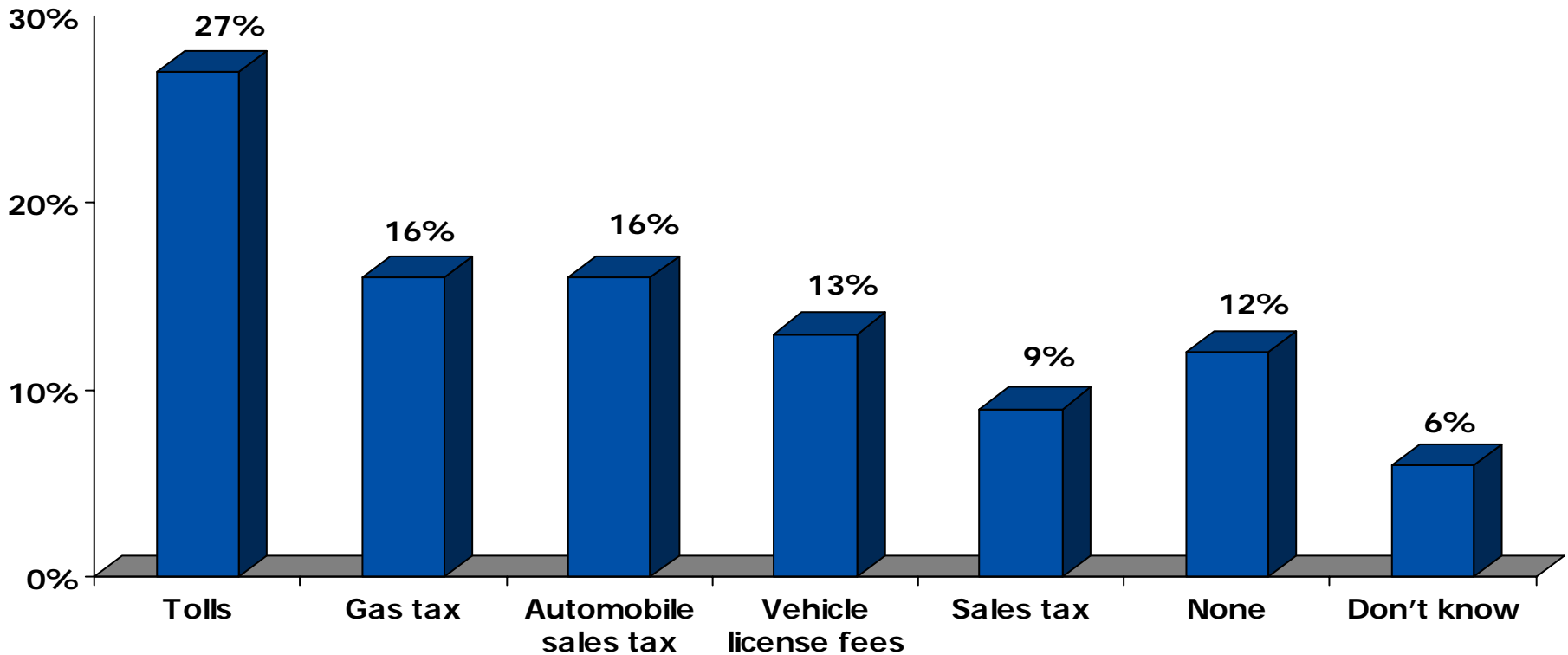


Support for Tax Increase to Reduce Traffic Congestion: *Key Subgroups*

	<u>For</u>	<u>Don't know</u>	<u>Against</u>	<u>Net for</u>
Statewide	54%	9%	37%	+17%
Region				
Seattle	70%	12%	18%	+52%
Non-Seattle King Co.	59%	13%	28%	+31%
Kitsap/Pierce/Snohomish Cos.	64%	8%	29%	+35%
Other West	50%	9%	41%	+9%
East	33%	7%	60%	-27%
Party				
Republicans	47%	5%	49%	-2%
Independents	45%	12%	43%	+2%
Democrats	65%	12%	23%	+42%

Most Popular Tax to Reduce Traffic Congestion?

“Which one of the following tax increases, if any, would you be most likely to support if you were convinced the tax increase would actually reduce traffic congestion?”



Most Popular Tax to Reduce Traffic Congestion: *Key Subgroups - 1*

	<u>Tolls</u>	<u>Gas tax</u>	<u>Automobile sales tax</u>	<u>Vehicle license fees</u>	<u>Sales tax</u>	<u>None</u>
Statewide	27%	16%	16%	13%	9%	12%
Region						
Seattle	36%	35%	5%	11%	6%	3%
Non-Seattle King Co.	31%	21%	17%	10%	7%	11%
Kitsap/Pierce/Snohomish Cos.	22%	16%	19%	17%	10%	10%
Other West	27%	11%	16%	16%	10%	14%
East	27%	10%	16%	9%	8%	20%
Age						
18-34	14%	19%	23%	23%	9%	10%
35+	30%	16%	14%	12%	8%	13%

Most Popular Tax to Reduce Traffic Congestion: *Key Subgroups - 2*

	<u>Tolls</u>	<u>Gas tax</u>	<u>Automobile sales tax</u>	<u>Vehicle license fees</u>	<u>Sales tax</u>	<u>None</u>
Statewide	27%	16%	16%	13%	9%	12%
Vote history						
0-1/4	20%	15%	23%	19%	10%	7%
2-4/4	29%	17%	15%	12%	8%	14%
3-4/4	29%	17%	14%	13%	8%	13%
Party						
Republicans	28%	12%	16%	11%	8%	19%
Independents	35%	8%	16%	12%	7%	11%
Democrats	25%	23%	16%	16%	9%	6%


Tolls Should Be Used Only for Road and Highway Projects

"As you may know, state law requires that gas tax revenues must be used for road and highway projects. Which one of the following uses of bridge and highway tolls do you prefer?"

Place toll revenues in the state's General Fund to be used for anything approved by the legislature
13%

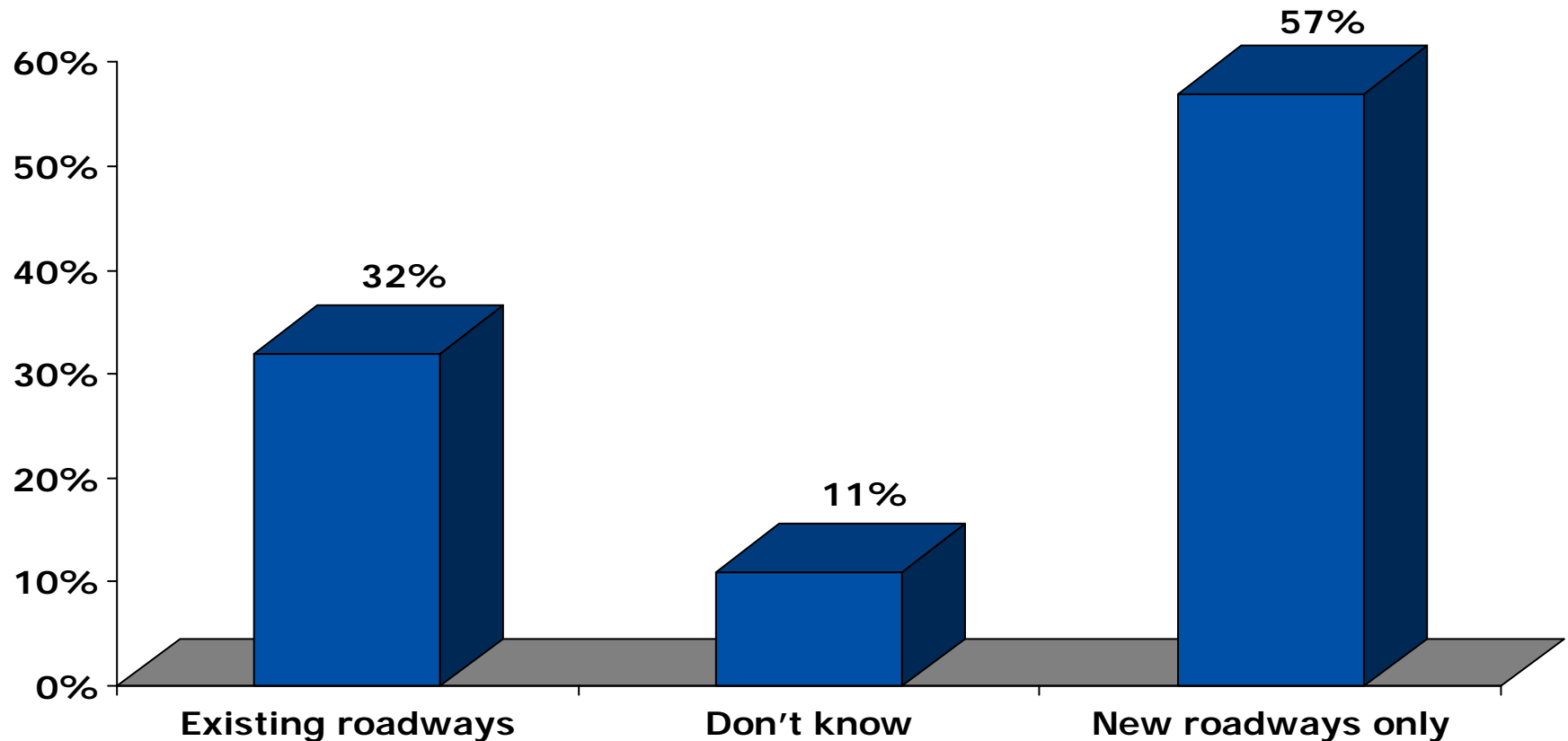
Don't know/neither
6%

Use tolls only for road and highway projects
81%



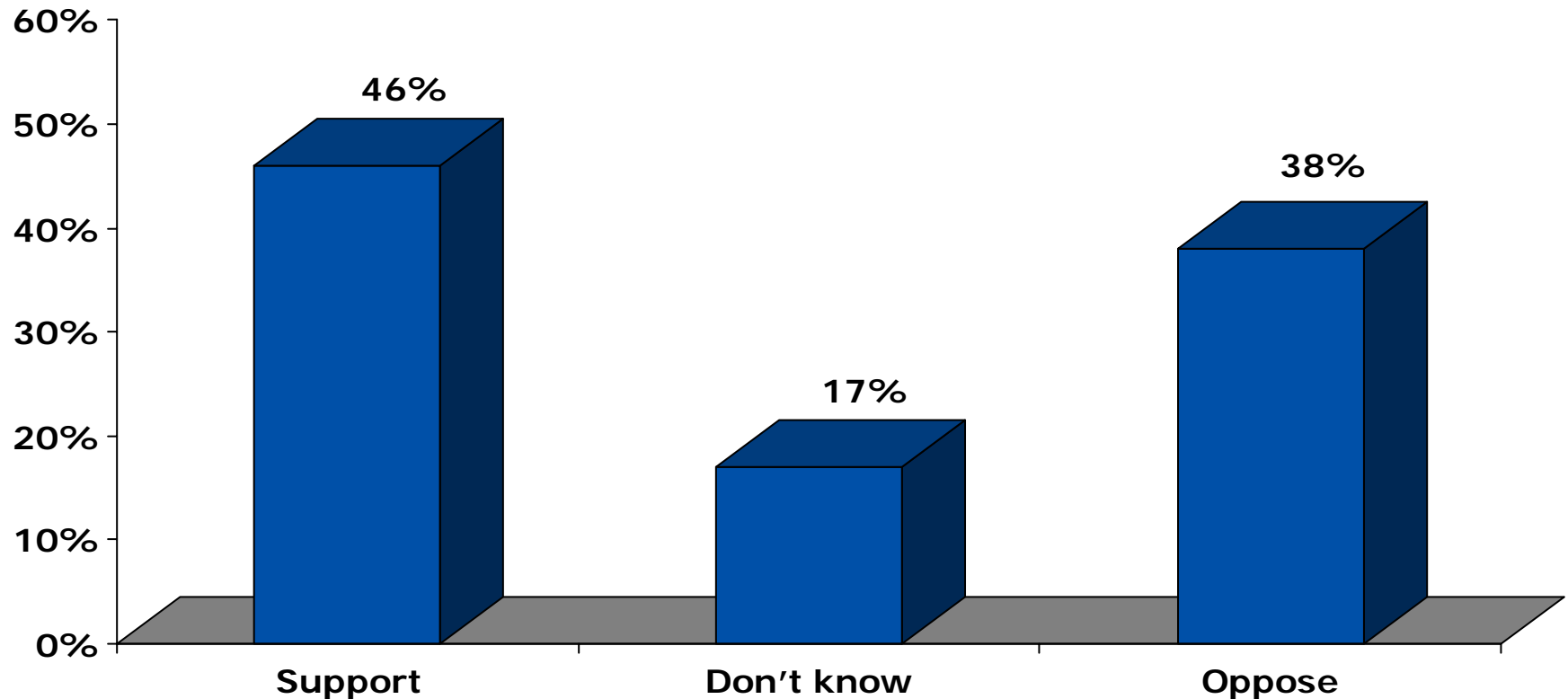
A Majority Prefer Use of Tolls for New Roadways, Rather than Existing Roadways

"If state government were to charge tolls, would you favor charges on existing roadways or on new roadways only?"



Pay for Traffic Congestion Relief by Reducing Other Programs?

"On another subject, in order to place more money into projects that relieve traffic congestion, would you support or oppose reduced spending in other areas of the state's General Fund?"



Paying for Traffic Congestion Relief by Reducing Other Programs: *Key Subgroups*

	<u>Support</u>	<u>Don't know</u>	<u>Oppose</u>	<u>Net support</u>
Statewide	46%	17%	38%	+8%
Region				
Seattle	40%	16%	44%	-4%
Elsewhere	46%	17%	37%	+9%
Age				
18-44	53%	14%	33%	+20%
45-64	41%	15%	43%	-2%
65+	48%	21%	31%	+17%
Vote history				
0-1/4	51%	19%	30%	+21%
2-4/4	45%	16%	39%	+6%
Party				
Republicans	58%	13%	29%	+29%
Independents	50%	20%	30%	+20%
Democrats	35%	18%	48%	-13%

State Government Transportation Focus

“Here are two views on state government’s role in transportation.

Mr. Smith believes state government should try to get people out of their cars and that we need to focus tax dollars on public transportation, not building more highways. He says trying to fix traffic congestion with road improvements will result in more people driving more cars, more damage to the environment and more congestion.

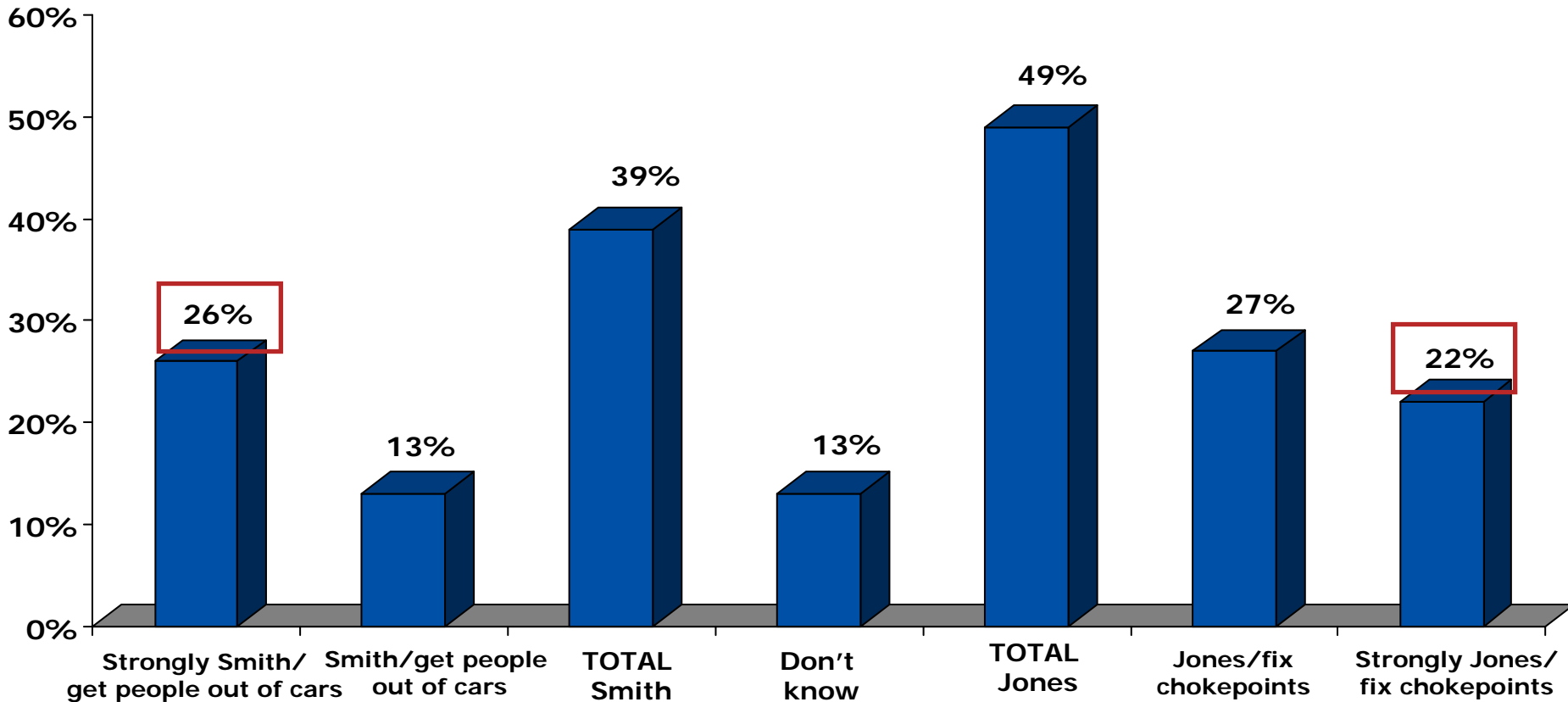
OR

Mr. Jones believes state government should focus on fixing traffic congestion chokepoints. Congestion relief will help commuters get to work, help businesses move their products and help the environment because shorter commutes mean less air pollution.

Do you agree more with Mr. Smith or Mr. Jones?”

WAIT AND ASK: “Do you feel strongly about that?”

State Government Transportation Focus



State Government Transportation Focus: *Key Subgroups - 1*

	<u>Smith/get people out of cars</u>	<u>Don't know</u>	<u>Jones/fix chokepoints</u>	<u>Net Jones/fix chokepoints</u>
Statewide	39%	13%	49%	+10%
Region				
Seattle	55%	13%	32%	-23%
Elsewhere	37%	13%	51%	+14%
Gender				
Men	36%	14%	51%	+15%
Women	42%	11%	47%	+5%

State Government Transportation Focus: *Key Subgroups - 2*

	<u>Smith/get people out of cars</u>	<u>Don't know</u>	<u>Jones/fix chokepoints</u>	<u>Net Jones/fix chokepoints</u>
Statewide	39%	13%	49%	+10%
Age				
18-34	31%	7%	62%	+31%
35-64	45%	14%	41%	-4%
65+	30%	13%	57%	+27%
Party				
Republicans	25%	13%	62%	+37%
Independents	34%	13%	53%	+19%
Democrats	53%	11%	36%	-17%

State Government Transportation Focus: *Key Subgroups - 3*

	<u>Smith/get people out of cars</u>	<u>Don't know</u>	<u>Jones/fix chokepoints</u>	<u>Net Jones/fix chokepoints</u>
Statewide	39%	13%	49%	+10%
State govt. traffic priority?				
Reduce traffic congestion	29%	10%	60%	+31%
Don't know	31%	30%	39%	+8%
Fund other transportation needs	54%	11%	36%	-18%
Tax dollar priority?				
Fixing chokepoints	13%	11%	75%	+62%
Providing alternatives	57%	8%	35%	-22%
Protecting the environment	44%	18%	38%	-6%

Summary and Highlights

Summary and Highlights - 1

- The major reason Prop One lost in last month's election was concern about the possibility of higher taxes
- Traffic congestion is a concern throughout Washington State
 - 70% of voters statewide say traffic congestion is an “extremely” or “fairly” important issue for state government to address
 - If voters in the Central Puget Sound region had been convinced that Prop One would have reduced congestion, it might have passed
 - On a statewide basis, voters place a higher priority on reducing traffic congestion (51% do), than funding other transportation needs (38%)
- Washington voters are not impressed with state government's performance in relieving traffic congestion
 - Only 25% rate those efforts as “excellent” or “good”, while 69% rate those efforts “not so good” or “poor”

Summary and Highlights - 2

- Despite concerns about traffic congestion, voters remain skeptical of a tax increase to relieve traffic congestion in their area
 - A 54% majority say they would vote for such an increase, but past history shows tax measures that do not start out with at least 60% support end up losing at the polls
 - Even so, a tax increase was more popular than paying for traffic congestion relief by reducing spending in other areas of the state's general fund; 46% support moving funds from other areas into traffic congestion relief, while 38% oppose such transfers
- Tolls were the most popular form of transportation related tax increases tested in the survey
 - Most voters (81%) would dedicate tolls for road and highway projects rather than the state's General Fund (13%)
 - A majority would use tolls for new roadways only (57%) rather than for existing roadways (32%)
- A plurality of voters prefers fixing traffic congestion chokepoints (49%) over trying to get people out of their cars (39%)