



# **Washington Voters and Transportation Issues**

**Conducted for:  
Washington Policy Center**

October 2013

# Methodology

## **Sample**

500 live interviews conducted by Moore Information, Inc. among a representative sample of likely voters in Washington State.

## **Method**

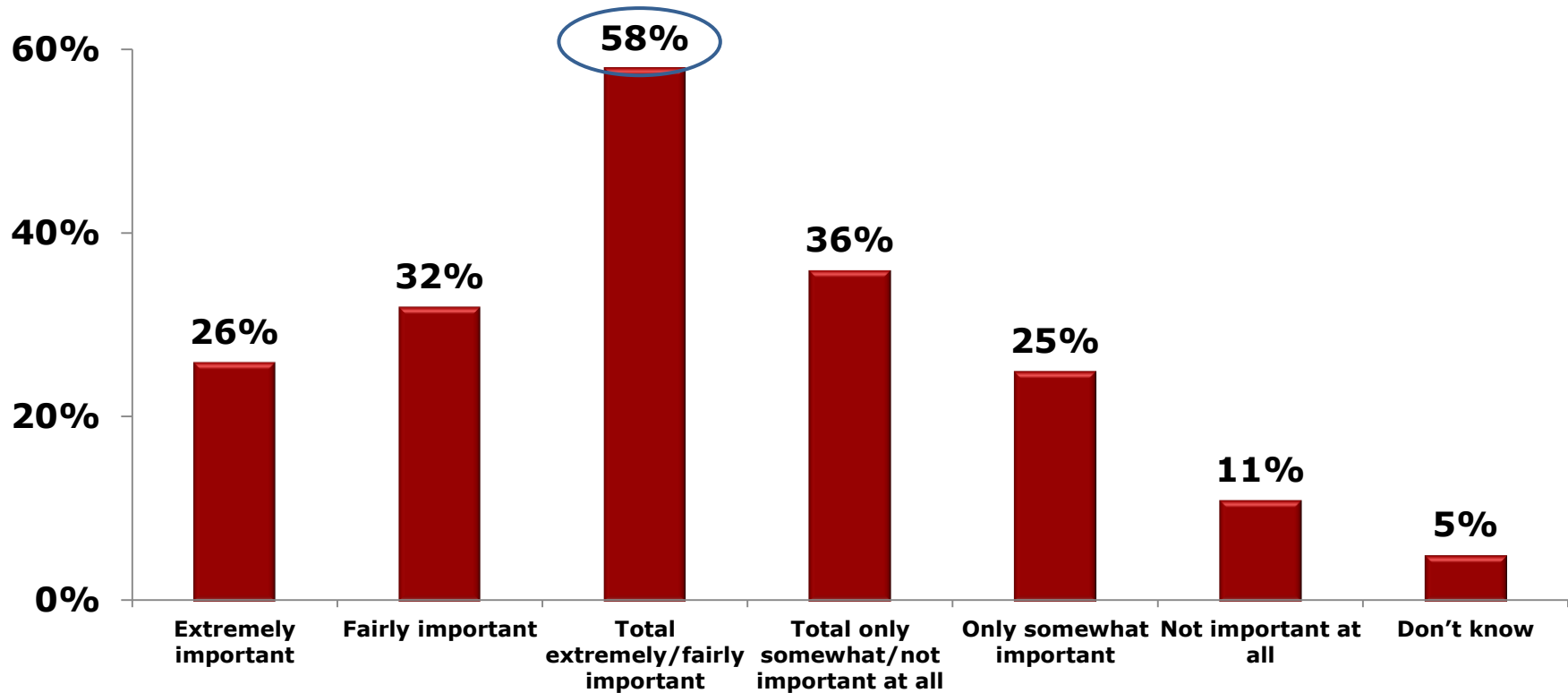
Landline and cell phone interviews conducted October 23-24, 2013.

## **Sampling Error**

Plus or minus 4% at the 95% confidence level.

# Government's Role in Transportation

"How important to you personally is it for government officials to reduce traffic congestion and reduce travel times?" (Q1)



A majority says reducing traffic congestion and travel times is important.

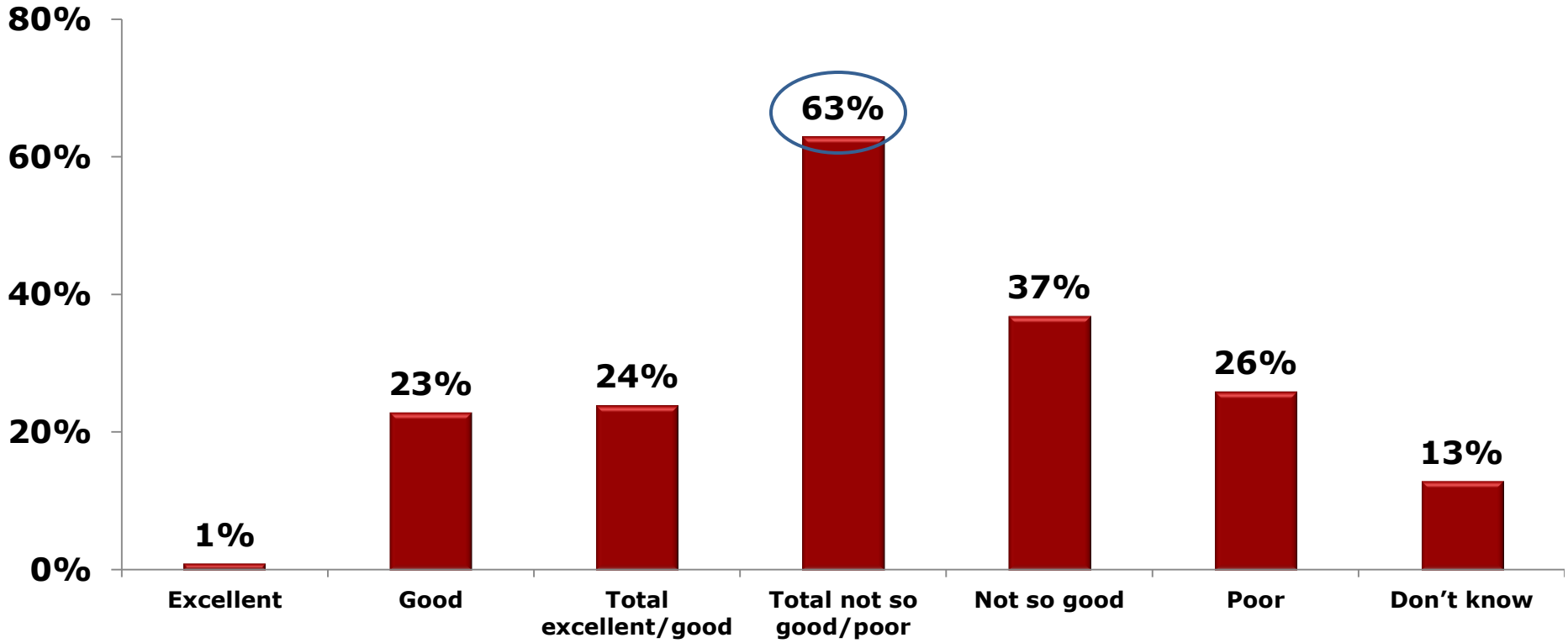
# Government's Role in Transportation: *Key Subgroups*

	Extremely/ fairly important	Somewhat/not important at all	Don't know	Net important
<b>All voters</b>	58%	36%	5%	<b>+22%</b>
<b>Region</b>				
Central Puget Sound	66%	31%	3%	<b>+35%</b>
Other West	51%	42%	7%	<b>+9%</b>
East	45%	46%	8%	<b>-1%</b>
<b>Party ID</b>				
Republicans	53%	40%	7%	<b>+13%</b>
Democrats	71%	25%	4%	<b>+46%</b>
Independents/others/don't know	52%	43%	5%	<b>+9%</b>

Voters residing in the Central Puget Sound region and Democrats rate traffic/congestion reduction more important than voters elsewhere in the state, Republicans and Independents/others.

# Public Officials' Performance Rating on Relieving Traffic Congestion

"Thinking about the government's role in transportation, how would you rate public officials' performance on relieving traffic congestion?" (Q2)



A majority of voters are not impressed with public officials' performance on relieving traffic congestion.

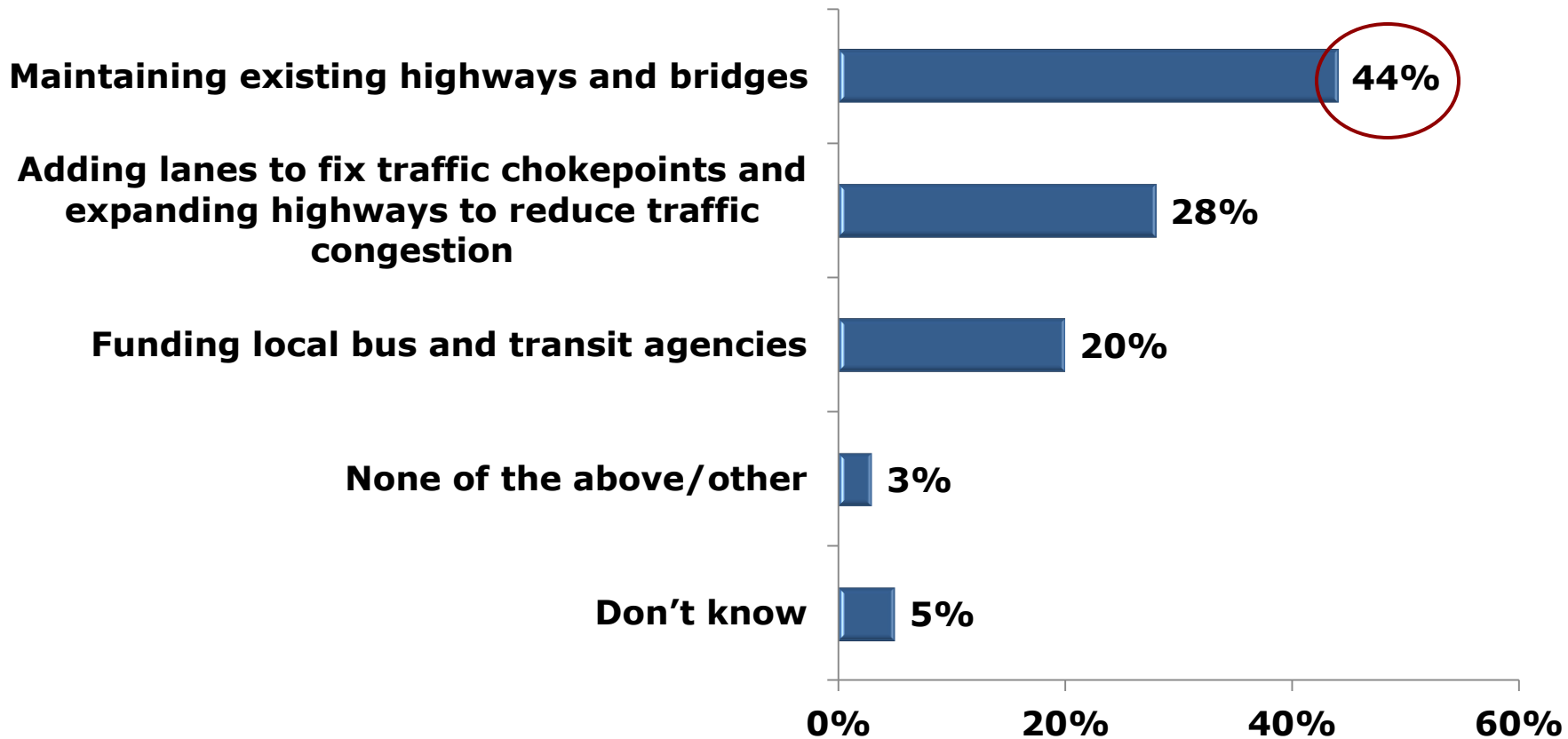
# Public Officials' Performance Rating on Relieving Traffic Congestion: Key Subgroups

	Excellent/ good	Not so good/poor	Don't know	Net excellent/ good
<b>All voters</b>	24%	63%	13%	<b>-39%</b>
<b>Region</b>				
Central Puget Sound	21%	69%	9%	<b>-48%</b>
Other West	27%	55%	18%	<b>-28%</b>
East	26%	53%	21%	<b>-27%</b>
<b>Gender</b>				
Men	20%	70%	10%	<b>-50%</b>
Women	27%	57%	16%	<b>-30%</b>
<b>Party ID</b>				
Republicans	26%	56%	18%	<b>-30%</b>
Democrats	26%	61%	13%	<b>-35%</b>
Independents/others/don't know	21%	68%	11%	<b>-47%</b>

Central Puget Sound residents and men are among the least impressed.  
Note: no significant difference by party.

# Most Important Transportation Priority?

“When spending your tax dollars, which one of the following should be state government’s most important transportation priority?” (Q3)



**A plurality prioritize maintenance of existing highways and bridges.**

# Most Important Transportation Priority? *Key Subgroups*

		Region				
	All	Seattle	Non-Seattle King Co.	K/P/S/T Cos.	Other West	East
Maintaining existing highways and bridges	44%	37%	36%	37%	56%	55%
Adding lanes to fix traffic chokepoints and expanding highways to reduce traffic congestion	28%	19%	28%	34%	23%	28%
Funding local bus and transit agencies	20%	39%	29%	21%	9%	12%

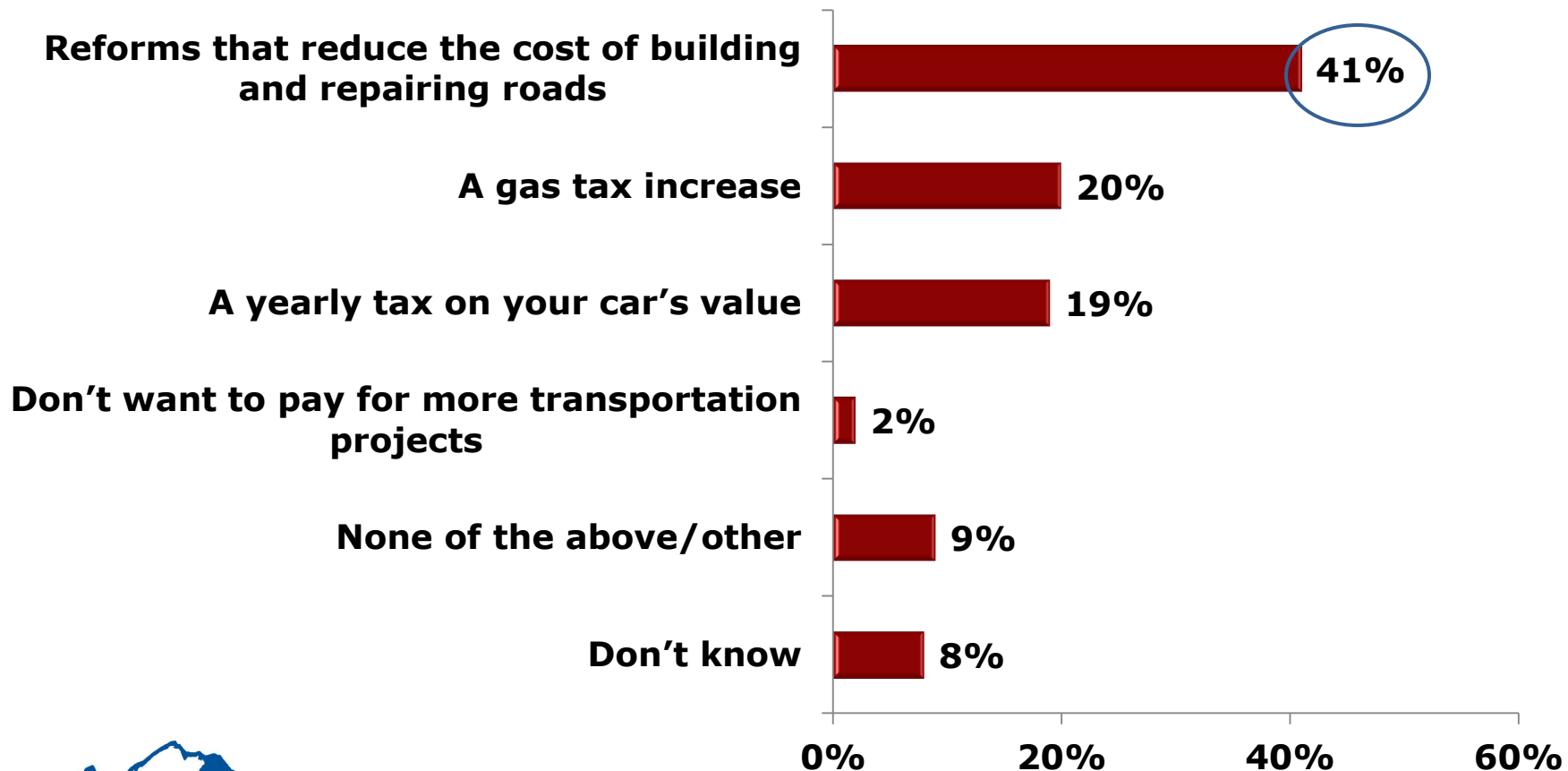
		Party ID		
	All	Republicans	Democrats	Independents/ others/don't know
Maintaining existing highways and bridges	44%	50%	33%	50%
Adding lanes to fix traffic chokepoints and expanding highways to reduce traffic congestion	28%	36%	20%	29%
Funding local bus and transit agencies	20%	7%	40%	12%

**Most likely to support maintenance: residents outside Central Puget Sound, Republicans and Independents/others**  
**The strongest support for bus/transit funding comes from Seattle resident and Democrats**



# Support for Funding Transportation Projects

"Which one of the following would you be most likely to support to pay for more transportation projects?" (Q4)



A plurality prefers reforms that reduce the cost of building/repairing roads.

# Support for Funding Transportation Projects: *Key Subgroups*

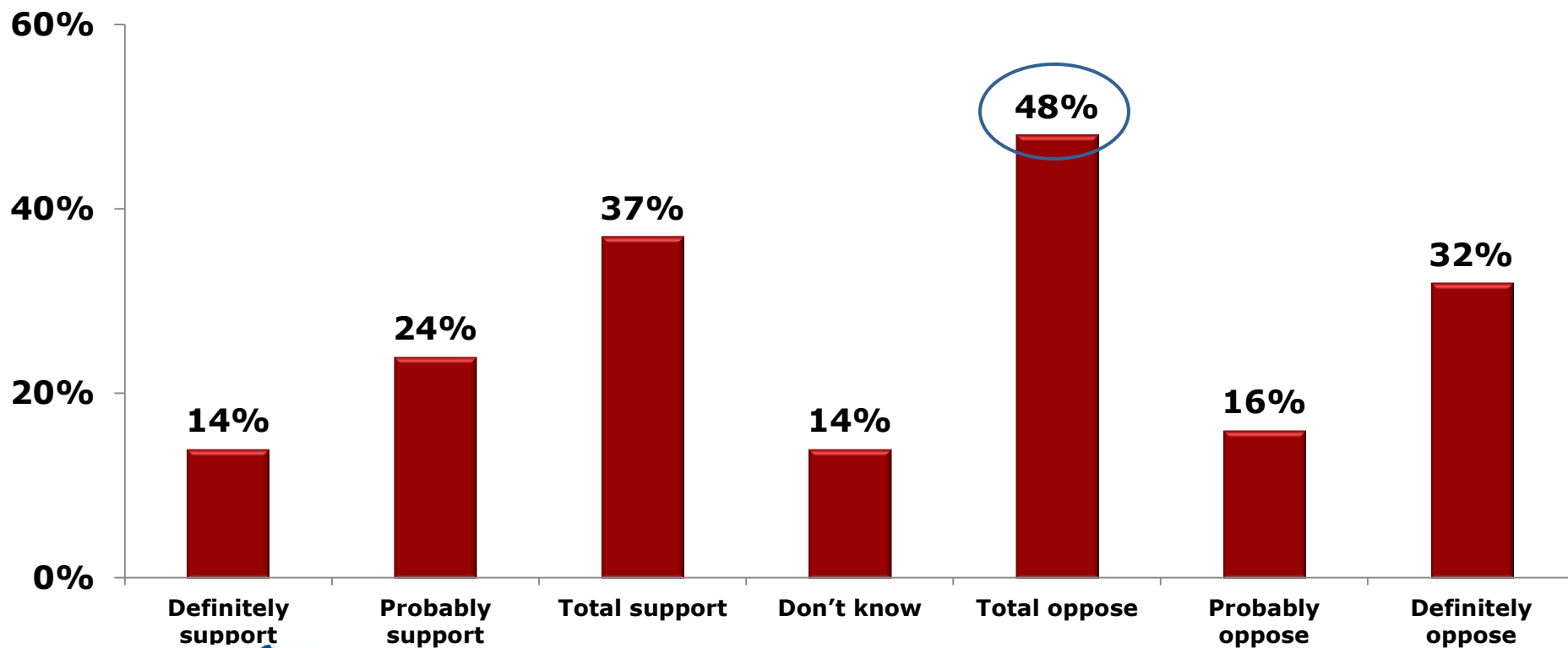
		Region				
	All	Seattle	Non-Seattle King Co.	K/P/S/T Cos.	Other West	East
Reforms that reduce the cost of building and repairing roads	41%	21%	42%	37%	45%	53%
A gas tax increase	20%	44%	19%	23%	16%	11%
A yearly tax on your car's value	19%	25%	23%	23%	12%	15%
Don't want to pay for more transportation projects	2%	2%	--	1%	4%	5%

		Party ID		
	All	Republicans	Democrats	Independents/others/don't know
Reforms that reduce the cost of building and repairing roads	41%	47%	26%	49%
A gas tax increase	20%	13%	32%	16%
A yearly tax on your car's value	19%	12%	29%	16%
Don't want to pay for more transportation projects	2%	2%	1%	3%

Reforms to reduce costs are preferred outside of Seattle and among both Republicans and Independents/others. There is no consensus among Democrats.

# Tax to Fund Local Transit Service

“Right now, local bus agencies are funded by local taxes. State lawmakers are considering a new, state-level tax to fund local transit service while keeping local taxes in place. Would you support or oppose this new tax?” (Q5)



A plurality of voters oppose a new state-level tax to fund local transit.

# Tax to Fund Local Transit Service: *Key Subgroups*

	Support	Don't know	Oppose	Net Support
<b>All voters</b>	37%	14%	48%	<b>-11%</b>
<b>Region</b>				
Seattle	51%	20%	29%	<b>+22%</b>
Non-Seattle King Co.	37%	17%	46%	<b>-9%</b>
K/P/S/T Cos.	41%	17%	42%	<b>-1%</b>
Other West	32%	11%	58%	<b>-26%</b>
East	32%	9%	59%	<b>-27%</b>
<b>Gender</b>				
Men	34%	11%	55%	<b>-21%</b>
Women	40%	17%	43%	<b>-3%</b>
<b>Party ID</b>				
Republicans	24%	20%	55%	<b>-31%</b>
Democrats	58%	15%	27%	<b>+31%</b>
Independents/others/don't know	29%	10%	60%	<b>-31%</b>

The new tax finds majority opposition outside of the Central Puget Sound region, among men and Republicans and Independents/others. Seattle voters and Democrats support this proposal.

